



**SUVIRA**





## INDEX

LCD SCREEN LIFTER	1-2
INTEGRATED LED LIFTS	3-4
LCD FLIP UP LIFTS	5-6
MANUAL LCD FLIP UP DEVICE	7-8
TV POWER LIFT	9
EXECUTIVE TV LIFT	10
CEILING FLIP DOWN TV LIFT	11-12
CAMERA LIFT	13
MICROPHONE/CAMERA POPUP LIFT	14
PROJECTOR SCISSOR LIFT	15
PROJECTOR CUBE LIFT	16
PROJECTOR CUBE LIFT WITH DOOR	17
COMPACT PROJECTOR ALUMINUM LIFT	18
TABLE PROJECTOR LFT	19-20
ALUMINUM PROJECTOR MOUNT	21
CYLINDRICAL 360° PROJECTOR MOUNT	21
ALUMINUM WALL MOUNT	22
CYLINDRICAL 360° WALL MOUNT	22
POPUP CONNECTOR	23
PROJECTOR CAGE	24
OVER HEAD PROJECTORS	25
TV/VIDEO CONFERENCING CARTS	26
INTERACTIVE WHITE BOARD CART	27
ELECTRIC TV CART	27



## LCD SCREEN LIFTER: WITHOUT SCREEN

THIS PRODUCT IS DESIGNED FOR ADVANCED MULTIMEDIA CONFERENCE SYSTEM AND LCD LIFT HIDDEN SYSTEM. THROUGH STRICT PRODUCTION PROCESS CONTROL AND QUALITY DETECTION, IT HAS EXCELLENT PERFORMANCE AND QUALITY. WHEN USED, YOU CAN CHOOSE INDIVIDUAL OR GROUP LCD SCREEN LIFTING AND HIDDEN. WIDELY USED IN VIDEO CONFERENCE SYSTEM, TV CONFERENCE SYSTEM, THE FINANCIAL ANALYSIS SYSTEM, ETC. IT IS THE MODERN HUMAN ADVANCED IDEAL EQUIPMENT USED IN VIDEO CONFERENCE SYSTEM.

### SUITABLE SCREEN SIZE:

COMMON SIZE OF 17, 19, & 22 INCH SCREEN, CAN BE CUSTOMIZED FOR LARGE SIZE

**TRANSMISSION WAY:** WITH THE METHOD OF PRECISION GEAR, RACK, TRACK DRIVE ELEVATOR, LIFT FAST AND SMOOTHLY, LOW NOISE, RUN MORE STABLE

**MULTIPLE CONTROL MODUS :** SINGLE MANUAL CONTROL , REMOTE CONTROL (STANDARD) AND CENTRAL CONTROL, RS232, RS485

**ELEVATION FUNCTION:** SCREEN HAVE THE FUNCTION OF AUTOMATIC ANGLE ADJUSTMENT, MAKES EYES AVOID DIRECT LIGHT FROM SCREEN, COMPLY WITH THE ERGONOMICS PRINCIPLE





**TO PREVENT HAND PINCHES:** EFFECTIVELY AVOIDING ACCIDENTS CAUSED BY SAFETY PROBLEMS

**MULTIPLE CIRCUIT PROTECTION SYSTEM:** AUTOMATICALLY OPEN AFTER COMPLETION OF THE LCD SCREEN RISING POWER, DROP THE CONTROL PANEL AUTOMATICALLY CUT OFF WHEN THE POWER OF THE MONITOR CAN PLAY A SECURITY ROLE, EXTENDING THE LIFE OF THE LCD

A VARIETY OF DATA INTERFACE, CAN BE CONVENIENT TO PROVIDE SIGNAL TO SCREEN

**PANEL MATERIAL:** THE PANEL ADOPTS THE PROCESS OF ALUMINIUM ALLOY PROFILE EXTRUSION, THEN CNC MILLING MACHINE PRECISION AND OXIDATION DRAWING, LUXURY AND BEAUTIFUL.

COLOUR: BLACK & SILVER

WORKING SKETCH:





ADOPT THE BUILT-IN ULTRA-THIN SCREEN AND ULTRA-THIN FRAME DESIGN, DELICATE APPEARANCE, OVERTURNS THE TRADITIONAL ROUGH IMAGE OF ORDINARY LCD SCREEN LIFTER, BEAUTIFUL AND LUXURY. THE BUILT-IN DISPLAY USE TOUGHENED GLASSES IN FRONT AND BACK WITH ALUMINIUM ALLOY FRAME, THE THICKNESS OF THE SCREEN IS ONLY 15 MM, MORE SUITABLE FOR THE VIDEO CONFERENCING SYSTEM, MULTIMEDIA CONFERENCE SYSTEM, THE FINANCIAL ANALYSIS SYSTEM, THE PAPERLESS OFFICE SYSTEM AND OTHER HIGH-CLASS OFFICE AREA.



ADOPT ULTRA-THIN FRAME DESIGN TO AVOID CUTTING BIG HOLE ON DESKTOP, MINIMIZE THE DAMAGE TO TABLE INTEGRITY, AND MAKE DESKTOP ENSEMBLE MORE COORDINATING

**INTEGRATED ULTRA THIN SCREEN LIFT SYSTEM**

SCREEN: 1920\*1080 LED WIDESCREEN

SCREEN THICKNESS: 15MM

SCREEN STRUCTURE: TOUGHENED GLASS IN FRONT AND BACK, ALUMINUM FRAME

MOTOR POWER: 18W 220V 50/60Hz

INTERFACE: VGA/HDMI INPUT

DOOR OPENING METHOD: UPWARD OPENING DOOR ELEVATION ANGLE: 12 DEGREES ELEVATION

CONTROL MODE: MANUAL CONTROL, REMOTE CONTROL, 485 CENTER CONTROL

CENTRAL CONTROL INTERFACE: RS485 INPUT AND OUTPUT

COLOR: ALUMINUM ALLOY WIRE DRAWING BLACK/ALUMINUM ALLOY WIRE DRAWING SILVER

**TEXTURE OF PROJECTED CAPACITIVE TOUCH SCREEN :**

G + G TWO LAYERS OF TOUGHENED GLASS, THE SURFACE HARDNESS IS MOHS 7 MAGNITUDE, INDUCTION STRENGTH IS LESS THAN 10G FORCE LIGHT TRANSMITTANCE > 90%



**WORKING SKETCH:**





FLIP UP MONITOR LIFT IS A KIND OF ADVANCED HIDDEN EQUIPMENT DESIGNED TO CONCEAL AND PROTECT LCD MONITORS, MAINLY USED IN OFFICE, CONFERENCE ROOM, TRAINING CENTRE, MULTIMEDIA CLASSROOM ETC. FLIP UP MONITOR LIFT CAN LIFT UP THE MONITOR WHEN IT'S NEEDED OR CONCEAL THE MONITOR WHEN IT'S NEEDLESS. FLIP UP MONITOR LIFT IS FOR THE PURPOSE OF SAVING SPACE AND KEEPING TABLETOP TIDY AND NEAT.

## DESCRIPTION

- 1.SUITABLE FOR 4:3 LCD MONITOR OF 17 INCH.
- 2.MAINLY USED IN AUDIO VIDEO CONFERENCE SYSTEM.
- 3.THE KEYBOARD AND MOUSE BOTH RISE UP AND GO DOWN WITH THE MONITOR.
- 4.CAN BE OPERATED BY MANUAL CONTROL, REMOTE CONTROL, RS232/485 CONTROL.
- 5.THREE BUTTONS ON THE PANEL USED FOR CONTROLLING TO FLIP UP, FLIP DOWN AND PAUSE.
- 6.THE SCREEN CAN ONLY BE BARE SCREEN AS THIS LIFT IS A TYPE OF ULTRA-THIN EQUIPMENT.

## WORKING SKETCH:





## PARAMETERS

ITEM NAME	FLIP UP LCD MONITOR LIFT
PANEL DIMENSION	460*460*2.5MM
CASE DIMENSION	440*430*120MM
MATERIAL	CARBON STEEL
NET WEIGHT	20KG
COLOUR	SILVER / BLACK / ALUMINUM COLOR
SCREEN TYPE	REGULAR SCREEN / TOUCH SCREEN
CONFIGURATION	KEYBOARD, MOUSE
FLIP UP ANGLE	0-135°
VOLTAGE	AC 220V / 50-60HZ
POWER	18W
CONTROL MODE	MANUAL, REMOTE, RS232/485 CTRL



## WORKING SKETCH:





MANUAL LCD FLIP DEVICE IS DESIGNED TO PROTECT AND CONCEAL LCD MONITORS AND MAKE MORE SPACE ON THE DESK. IT IS DESIGNED ACCORDINGLY TO DIVERSE REQUIREMENTS OF USERS , IT CAN BE PLACED ON VARIOUS KINDS OF MEETING ROOMS.IT CAN ALSO BE EMBEDDED IN BOOKCASE, FILLING CABINETS.

- > EASY TO OPERATE, ELEGANT APPEARANCE CAN BE APPLIED TO VARIOUS STANDARD AND MODEL'S LCD
- > SCREEN AND MACHINE CONNECTED JOINTLY , ULTRA THIN DESIGN WITH BEAUTIFUL APPEARANCE AND DETAILED WORK.
- > ADOPTING THE MECHANICAL DESIGN AGAINST CLAMPING HANDS , CAN BE ADJUSTED ELEVATION FRONT/BEAR AS WELL AS FLEXIBLE AND STABLE TURNING WITH GOOD SHOCK RESISTANCE.



COLOUR: SILVER

MATERIAL: COLD ROLLED STEEL

SUITABLE FOR  $\leq 19$ " LCD

PANEL DIMENSIONS : 583 X 443 X 1.5MM

INNER SIZE : 540 X 440MM

CASE DIMENSION : 543 X 403 X 102MM

WEIGHT : 6KGS



COLOUR: SILVER

MATERIAL: COLD ROLLED STEEL

SUITABLE FOR  $\leq 20$ " LCD

PANEL DIMENSIONS : 600 X 535 X 1.5MM

INNER SIZE : 557 X 495MM

CASE DIMENSION : 560 X 505 X 178MM

WEIGHT : 12 KGS

COMES WITH A PROVISION OF MOUSE AND KEYBOARD ALSO.

## TV POWER LIFT

- 1.FOR 27"-50"
- 2.MANUAL,REMOTE CONTROL
- 3.LIFT DISTANCE: 590/740MM
- 4.AUTOMATICALLY UP, DOWN, ROTATE

THE TV LIFT IS MADE UP OF HIGH QUALITY RAW MATERIAL, POWDER COATED GUARD AND MAT PANEL. EASY TO INSTALL. TV LIFT IS USUALLY USED TOGETHER WITH TV CABINET OR SYSTEM FURNITURE. WHEN YOU WANT TO WATCH TV, THE HIDDEN TV LIFT CAN LIFT UP THE TELEVISION; AFTER FINISH THE WATCHING, THE TELEVISION WILL BE HIDDEN INSIDE OF THE CABINET. ALSO TV LIFT CAN BE WIDELY USED IN OTHER AREAS SUCH AS VIDEO CONFERENCE, FINANCE ANALYSIS SYSTEM, RESIDENTIAL DESIGN ETC.

### DESCRIPTION

- 1.MADE OF HIGH QUALITY STEEL.
- 2.TV LIFT DOES NOT INCLUDE THE CABINET.
- 3.LIFT UP/DOWN AND ROTATE AUTOMATICALLY.
- 4.TV LIFT OPERATES VERY SMOOTHLY AND QUIETLY.
- 5.SUITABLE FOR DIFFERENT SIZES OF PLASMA TV FROM 27" TO 50".
- 6.TV LIFT CAN BE OPERATED BY MANUAL CONTROL OR REMOTE CONTROL.

### SPECIFICATIONS:

VOLTAGE : 100-220AC

COLOUR: BLACK

MATERIAL : COLD ROLLED STEEL

CONTROL WAY: REMOTE CONTROL , MANUAL

LEFT - RIGHT ROTATING: 300\*

PRODUCT SIZE : 950 X 650 X 50 MM

RUNNING DISTANCE : 750MM

LOADING CAPACITY: 40KGS



UP



DOWN



THE PRODUCT ADOPTS MOTOR WITH ASYNCHRONOUS RESISTANCE-BRAKE. IT POSSESSES THE CHARACTERS INCLUDING ATTRACTIVE APPEARANCE, SMOOTH MOVING QUITE, LOCATING WITH PRECISION, COMPREHENSIVE, FUNCTIONS, INSTALLATION CONVENIENCE, SIMPLE OPERATION & HIGH CAPACITY. IT'S RICH IN CONTROLLING SEAMS THAT CAN CONNECT THE "CRESTRON, AMX" DIRECTLY TO CONTROL; THE MACHINES BY CENTRAL CONTROL AND SINGLE CONTROL. IT IS WIDELY USED FOR TV & VIDEO CONFERENCING SYSTEM, LARGE-CONFERENCING SYSTEM AND SO ON.

### FEATURES:

- 1, LOW NOISE: THE NOISE IS WITHIN 50 DECIBELS.
- 2, CENTRAL CONTROLLED PANEL: IT'S EASILY TO BE CONTROLLED AND CAN CONNECT "CRESTRON, AMX" TO CONTROL; THE MACHINES BY CENTRAL CONTROL.
- 3, EXTERIOR DESIGN: UNIQUE & ATTRACTIVE APPEARANCE.
- 4, HIGH LOADING CAPACITY: IT CAN LOAD HEAVIER TV THAN OTHER PRODUCTS AND OWNS HIGH SAFETY FACTORS.

### TECHNIQUE PARAMETER

- 1, SYNCHRONOUS MACHINE WITH ELECTRO-MAGNETIC BRAKE, 25W 220V 50HZ, OR 25W 110V 60HZ (CE/UL APPROVAL)
- 2, MOVE UP/DOWN IN CLOSURE
- 3, LOADING CAPACITY: 60KG
- 4, MADE OF QUALITY STEEL
- 5, MOVE UP/DOWN IN DOUBLE ORBITS, MOVE STEADILY, LOW NOISE
- 6, OPERATION STYLE: MANUAL CONTROL AND REMOTE CONTROL (NONE INFRARED, THE SIGNAL CAN GO THROUGH SOLID BARRIER WITHIN 50METERS.)
- 7, SUITABLE FOR 32"-63" PLASMA TV



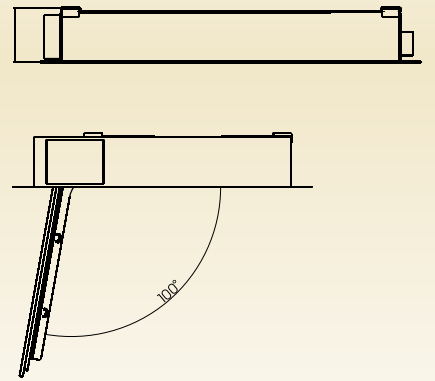
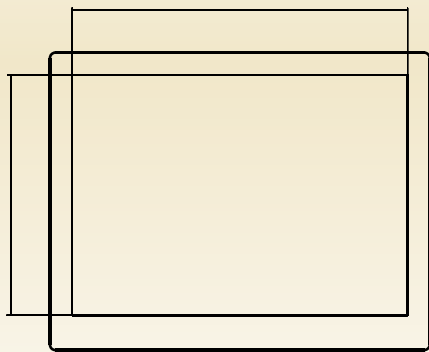
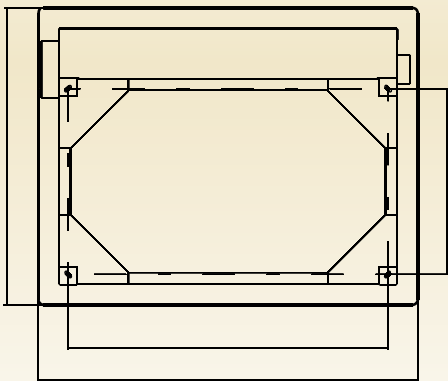
# CEILING FLIP DOWN TV LIFT



CEILING TV LIFT IS DESIGNED FOR MOUNTING A PLASMA TV HORIZONTALLY IN THE CEILING. THE TV IS INVISIBLY HIDDEN ABOVE THE CEILING AND AT THE TOUCH OF A BUTTON IT DESCENDS AND STOPS IN A COMFORTABLE POSITION.

USED FOR NON STANDARD PROJECTS WHERE THE COMFORT & LUXURY IS PARAMOUNT.

CEILING FLIP DOWN TV LIFT



# CAMERA LIFT



TUBULAR STRETCHABLE CAMERA LIFTER IS WIDELY USED IN VIDEO CONFERENCE, TO EFFECTIVELY SOLVE THE PROBLEM OF BLIND AREA AND WIDE ANGLE OF PHOTOGRAPHY IN FIXED INSTALLATION, CAN ADJUST THE HEIGHT TO BEST CINEMATOGRAPHY WHEN USED, ALSO CAN COOPERATE TO BE A ROTATING CAMERA IN ORDER TO ENSURE VIDEO CONFERENCE GOING ON SMOOTHLY.

- > ADOPT SCREW DRIVE PRINCIPLE, STABLE OPERATION, LARGE LOADING CAPACITY
- > MOTOR: DC MOTOR
- > MAIN FEATURES: BOTH LIFTING AND HANGING INSTALLATION, LOW NOISE, SMALL VOLUME , EASY OPERATION AND WIDE APPLICATION
- > STANDARD MANUAL CONTROL AND WIRELESS REMOTE CONTROL WITH STANDARD WIRE THROUGH TUBE







ADOPT CUSTOMIZED THREE-PART WIRE CASING TUBE, CAN MAKE THE CABLE SYNCHRONIZED LIFTING, IMPROVE THE WHOLE VISUAL EFFECT OF CEILING AND ALSO TO PREVENT CABLE CUT OFF CAUSED BY DISORDER IN THE PROCESS OF RELEASE.

### MICROPHONE / CAMERA LIFT

MICROPHONE/CAMERA DESKTOP LIFTER APPLIES TO ADVANCED MULTIMEDIA CONFERENCE SYSTEM, EMBEDDED IN DESK, AFTER USING, THE MICROPHONE CAN BE HIDDEN IN THE CASE, IT IS CONVENIENT, DUSTPROOF, ANTI-THEFT AND BEAUTIFUL.



### WORKING SKETCH:





ELECTRIC PROJECTOR MOUNT IS WIDELY USED IN MODERN CONFERENCE ROOMS, MULTI-FUNCTIONAL HALL, BANQUET HALL, ETC. THE PROJECTOR CAN BE HIDDEN WHEN IDLE, AND PERFECTLY COALESCE WITH SURROUNDINGS , EMBODIES THE CREATIVE DESIGN, BEAUTIFY AND FACILITATE PEOPLE'S WORK AND LIFE.

- ADOPT LIMIT POSITIONING SETTING, UP AND DOWN HEIGHT OF THE LIFT CAN BE ADJUSTED BY ADJUSTING THE LIMIT SWITCH OF THE MOTOR
- ADOPT BELT SYSTEM TO HAVE A SMOOTH OPERATION AIDED DESIGN, IMPROVE THE ACCURACY OF THE EQUIPMENT OPERATION, MEET THE NEED OF LARGE TRAVEL EXTENDING AND CAN SATISFY THE DEMANDS OF NARROW CEILING SPACE
- ADOPT HIGH QUALITY TUBULAR MOTOR WITH OVERHEATING PROTECTOR, LARGER LOAD, LOWER NOISE, RELIABLE PERFORMANCE, PREVENT ELECTRON DAMAGE CAUSED BY WRONG OPERATION, GUARANTEE THE STABILITY OF EQUIPMENT
- MULTIPLE CONTROL MODUS : MANUAL CONTROL , RF REMOTE CONTROL (STANDARD) AND CENTRAL CONTROL (OPTIONAL)

AVAILABALE IN 1 METER , 1.5 METER , 2 METER HEIGHTS & CUSTOMISE SIZES ARE ALSO WELCOME!!

## WORKING SKETCH:



COMES WITH  
IN-CEILING  
INSTALLATION  
PLATE



COMES WITH  
IN-CEILING  
INSTALLATION  
PLATE

THE CUBE LIFT IS EQUIPPED WITH 4 CHANNEL MOVEMENT SYSTEM WHICH ALLOWS A VERY SMOOTH & LONG RUN OPERATION.

THE LIFT ADOPT HIGH QUALITY TUBULAR MOTOR WITH OVERHEATING PROTECTOR, LARGER LOAD, LOWER NOISE, RELIABLE PERFORMANCE, PREVENT ELECTRON DAMAGE CAUSED BY WRONG OPERATION, GUARANTEE THE STABILITY OF EQUIPMENT.

A CLOSED STRUCTURE OF THIS LIFT ALWAYS PROTECT THE PROJECTOR AND A LAMP TO GET IN CONTACT WITH WATER OR DUST IF BY CHANCE HAPPENS LEAKAGE IN THE CEILING.

MULTIPLE CONTROL MODUS : MANUAL CONTROL , RF REMOTE CONTROL (STANDARD) AND CENTRAL CONTROL (OPTIONAL)

AVAILABLE WITH 12" AND 18" IN CEILING SPACE MODELS.  
CUSTOMISE SIZES ARE ALSO WELCOME!!



# CUBE LIFT WITH DOOR



THE SUVIRA CUBE LIFT ADOPT CASSETTE TWO-DOOR CLOSED DESIGN IN WHICH THE PROJECTOR CAN BE HIDE IN THE CAGE WHEN IDLE. THE CLOSED BOX BODY IS ANTI-THEFT, DUSTPROOF, RAT-PROOF & DOUBLE DOORS WILL AUTOMATICALLY OPEN WHEN THE PROJECTOR DESCEND.

THIS LIFT IS BEST SUITABLE FOR SMALL CONFERENCE ROOMS OR SMALL CEILINGS AND CAN BE CENTRALLY CONTROLLED WITH 3RD PARTY SOFTWARE.

IT ADOPT DOUBLE DOOR DESIGN, MORE IN LINE WITH THE AESTHETIC VIEW OF CONCISION & CAN BOTH INSTALL ON THE CEILING AND DESKTOP, MEET THE NEED OF DIFFERENT PLACE.



## WORKING SKETCH:





LOW PROFILE CEILING LIFT SUITABLE FOR FALSE CEILINGS WITH SMALL INNER HEIGHT AND PROJECTORS UP TO 8 KG. SUVIRA COMPACT ALUMINIUM PROJECTOR LIFT IS CHARACTERIZED BY EXCELLENT UTILITY, GREAT STABILITY AND GREAT ACCURACY IN UP AND DOWN POSITION. IDEAL FOR USE IN FALSE CEILINGS WITH TILE  $\geq 600 \times 600$ MM.

#### FEATURES

- SLIM LIFT WITH LOWEST HEIGHT POSSIBLE
- VERTICAL MOTION WITH THE USE OF MULTIPLE SCISSORS
- MULTIPLE OPTIONS IN STOP POSITION
- GREAT ACCURACY IN UP AND DOWN POSITION
- SMOOTH MOTION
- EASY DISMOUNTING AND MOUNTING OF PROJECTOR FOR MAINTENANCE PURPOSES
- SILENT OPERATION
- COMES WITH RF REMOTE CONTROL

#### SPECIFICATIONS

- MAXIMUM LOAD CAPACITY UP TO 10KG
- MAXIMUM PROJECTOR DIMENSIONS (WxD)  $\leq 420 \times 440$ MM
- LIFT WEIGHT: ~15KG

**MULTIPLE CONTROL MODUS : MANUAL CONTROL , RF REMOTE CONTROL (STANDARD) AND CENTRAL CONTROL (OPTIONAL)**

# TABLE PROJECTOR LIFT



TABLE PROJECTOR LIFT HAS THE ADVANTAGES OF SMALL VOLUME, GOOD APPEARANCE, CONVENIENT INSTALLATION AND STABLE OPERATION. TABLE PROJECTOR LIFT CAN BE REMOTE CONTROLLED, MANUAL CONTROLLED AND RS232/485 CENTRAL CONTROLLED. WHEN IN USE, THE GATE WILL OPEN THEN THE BASE PLATE WILL TAKE OUT THE PROJECTOR; WHEN NOT NEEDED, THE PROJECTOR WILL BE HIDDEN INSIDE OF THE CEILING OR TABLE.



## WORKING SKETCH:



## DESCRIPTION

- 1.PROJECTOR LIFT CAN BE INSTALLED INTO CEILING OR TABLE, WHEN NOT IN USE, THE PROJECTOR WILL BE HIDDEN IN THE CASE.
- 2.THE LIFT HAS THE ADVANTAGE OF ACCURATE ORIENTATION AND THE ORIENTATION ERROR IS RESTRICTED WITHIN 2MM.
- 3.TABLE PROJECTOR LIFT CAN BE CONVENIENTLY CONTROLLED BY MANUAL, REMOTE AND RS232/485 CENTRAL CONTROL.
- 4.THE TABLE PROJECTOR LIFT IS A MODERN PRODUCT, WITH REASONABLE DESIGN AND ATTRACTIVE APPEARANCE.
- 5.TABLE PROJECTOR LIFT PRODUCES A LOW NOISE WHICH IS BELOW 40DB WHEN IT'S WORKING.
- 6.THE SIZE OF THE LIFT CAN BE CUSTOMIZED ACCORDING TO YOUR PROJECTOR.

## SPECIFICATIONS

POWER SUPPLY : AC220V 50HZ /60HZ

POWER N: 20W

MATERIAL: STAINLESS STEEL

COLOUR : SILVER / BLACK

PANEL SIZE : 582 X 450 X 3MM


BOX SIZE : 555 X 420 X 440MM

LIFTING HOLE SIZE : 420 X 300MM

LOADING CAPACITY : 10KGS



# ALUMINIUM PROJECTOR MOUNT



- > MAIN BAR ADOPTS SQUARE PIPE STREAMLINED DESIGN, COMBINED WITH ADVANCED ALUMINIUM ALLOY MATERIAL, LIGHT AND BEAUTIFUL
- > LENGTH CAN BE ADJUSTED FOR DIFFERENT HEIGHT CEILINGS
- > UNIVERSAL HEAD, UNIVERSAL CLAW DESIGN, HIGH COMPATIBILITY, ANGLE ADJUSTABLE
- > WIRE CAN TRACE WITHIN THE EMPTY TUBE AND EASY FOR WIRING
- > COMES WITH COMPLETE INSTALLATION ACCESSORIES KIT.

SIZES : 2FT (1+1) EXTENDABLE , 3FT (1.5+1.5) EXTENDABLE , 4FT (2+2) EXTENDABLE, 6FT (3+3) EXTENDABLE

CUSTOMISE SIZES AND COLOUR OPTIONS ARE AVAILABLE



# CYLINDRICAL 360° PROJECTOR MOUNT

- THE CYLINDRICAL TYPE 360° CMK ADOPTS ROUND PIPE STREAMLINED DESIGN WITH VERY EASY ADJUSTABLE HANDLE WITH THE 360° BALL MOVEMENT SYSTEM THE PROJECTOR ANGLE CAN BE EASILY TILTED BY JUST LOOSENING AND TIGHTENING THE SIDE HANDLE.
- LENGTH CAN BE ADJUSTED FOR DIFFERENT HEIGHT CEILINGS
- UNIVERSAL HEAD, UNIVERSAL CLAW DESIGN, HIGH COMPATIBILITY, ANGLE ADJUSTABLE
- WIRE CAN TRACE WITHIN THE EMPTY TUBE AND EASY FOR WIRING COMES WITH COMPLETE INSTALLATION ACCESSORIES KIT.

SIZES : 2FT (1+1) EXTENDABLE , 3FT (1.5+1.5) EXTENDABLE , 4FT (2+2) EXTENDABLE, 5FT (2.5+2.5) EXTENDABLE, 6FT (3+3) EXTENDABLE

CUSTOMISE SIZES AND COLOUR OPTIONS ARE AVAILABLE







- > FREE TO ADJUST THE LENGTH WITH EASY ADJUSTABLE INSTALLATION MOUNT
- > MADE UP OF HIGH QUALIFIED ALUMINIUM MATERIAL.
- > VERY EASY AND CONVENIENT TO INSTALL.
- > THIS SHORT THROW WALL MOUNT IS MADE OF ALUMINIUM ALLOYS AND IS LIGHT IN WEIGHT WITH ELEGANT LOOK.
- > THE ANGLE IS OF MOUNT IS EASILY ADJUSTABLE
- > CAN SUPPORT UPTO 10KG PROJECTOR
- > THE CABLE CAN STORE IN THE TUBE AND COMES WITH WALL COVERING CAP.

COMES WITH COMPLETE INSTALLATION ACCESSORIES KIT.

SIZES: 2FT (1+1) EXTENDABLE , 4FT (2+2) EXTENDABLE & 6FT (3+3) EXTENDABLE

CUSTOMISE SIZES AND COLOUR OPTIONS ARE AVAILABLE



- > THE CYLINDRICAL TYPE 360\* CMK ADOPTS ROUND PIPE STREAMLINED DESIGN WITH VERY EASY ADJUSTABLE HANDLE.
- > MADE UP OF HIGH QUALIFIED MS RODS.
- > VERY EASY AND CONVENIENT TO INSTALL.
- > THIS SHORT THROW WALL MOUNT IS HAVING 360\* BALL MOVEMENT SYSTEM. WITH WHICH THE PROJECTOR ANGLE CAN BE EASILY TILTED BY JUST LOOSENING AND TIGHTENING THE SIDE HANDLE
- > THE ANGLE IS OF MOUNT IS EASILY ADJUSTABLE
- > CAN SUPPORT UPTO 10KG PROJECTOR

COMES WITH COMPLETE INSTALLATION ACCESSORIES KIT.

SIZES: 4FT (2+2) EXTENDABLE & 6FT (3+3) EXTENDABLE

CUSTOMISE SIZES AND COLOUR OPTIONS ARE AVAILABLE





SVRPUCC10

VOLTAGE :110-220V/50HZ  
COLOUR: BLACK  
MATERIAL: ALUMINIUM ALLOY

2 UNIVERSAL POWER,  
2 NETWORK,  
1 VGA ,  
1 AUDIO,  
1 HDMI,  
1 USB

1 UNIVERSAL POWER,  
1 NETWORK,  
1 VGA ,  
1 AUDIO ,  
1 HDMI,  
1 USB



SVRPUCC20



SVRPUCC30

2 UNIVERSAL POWER ,  
1 VGA ,  
1 AUDIO ,  
1 DATA ,  
1 HDMI ,  
1 USB



STANDARD



CLASSIC

UNIVERSAL PROJECTOR ANTI THEFT CAGE CAN BE INSTALL WITH ANY SIZE CEILING KIT FOR PROTECTION OF PROJECTOR AND COMES WITH LOCK AND KEY.

IT IS MADE UP OF MS PERFORATED SHEET WITH WHITE POWDER COATED COLOUR.

CUSTOMISE COLOUR AND SIZES ARE ALSO AVAILABLE



MP-340

250X250MM  
SINGLE ELEMENT LENS  
2000 LUMEN



MP-401(i)

285X285MM  
SINGLE ELEMENT LENS  
2400 LUMEN  
METAL BODY



MP-401(I)

285X285MM  
SINGLE ELEMENT LENS  
2400 LUMEN  
FIBER BODY



MP-401

285X285MM  
THREE ELEMENT LENS  
2800 LUMEN  
METAL BODY



MP-401

285X285MM  
THREE ELEMENT LENS  
2800 LUMEN  
FIBER BODY



MP-330

285X285MM  
PORTABLE OHP  
FIBER BODY



स्वीटमस...प	एडर. 85।	एडर. 8800	एडर. 1300	एडर. 1300	एडर. 1300	एडर. 1300	एडर. 900	एडर. 320	एडर. 500
मेरेव	1/4" CMOS	1/4" CMOS	1/4" CMOS	1/4" CMOS	1/3" CMOS	1/3" C	1/3" C	1/3" C	1/2.5" CMOS
उच्चतम चपतमस	0.85 Megapixel	0.85 Megapixel	1.8 Megapixel	2 Megapixel	3.2 Megapixel	5 Megapixel	3.2 Megapixel	10x Digital Zoom	5 Megapixel
चपत	10x Optical Zoom, 10x Digital Zoom	10x Optical Zoom, 10x Digital Zoom	10x Optical Zoom, 10x Digital Zoom	10x Optical Zoom, 10x Digital Zoom	10x Optical Zoom, 10x Digital Zoom	10x Optical Zoom, 10x Digital Zoom	10x Optical Zoom, 10x Digital Zoom	10x Digital Zoom	10x Digital Zoom
स्वीटम तंजम	(30fps @640*480)(20fps @1024*768)	(30fps @640*480)(20fps @1024*768)	(30fps @640*480)(20fps @1024*768)	(30fps @640*480)(20fps @1024*768)	(30fps @640*480)(20fps @1024*768)	(30fps @640*480)(20fps @1024*768)	(30fps @640*480)(20fps @1024*768)	(30fps @640*480)(20fps @1024*768)	(30fps @640*480)(20fps @1024*768)
वीवजपवह तम	Max: 13.5"x10.6" (340mmx270mm)	Max: 13.5"x10.6" (340mmx270mm)	Max: 13.5"x10.6" (340mmx270mm)	Max: 13.5"x10.6" (340mmx270mm)	Max: 13.5"x10.6" (340mmx270mm)	Max: 13.5"x10.6" (340mmx270mm)	Max: 13.5"x10.6" (340mmx270mm)	Max: 13.5"x10.6" (340mmx270mm)	Max: 16.5"x11.7" (420mmx297mm)
स्वने	Auto/manual	Auto/manual	Auto/manual	Auto/manual	Auto/manual	Auto/manual	Auto/manual	Auto/manual	Auto/manual
उजपअम वनजपवह पदुस	XGA	XGA	XGA, 720P, SXGA	DP, SXGA, 720P, SXGA, 720P, SXGA, 720P, SXGA	DP, SXGA, 720P, SXGA, 720P, SXGA, 720P, SXGA	DP, SXGA, 720P, SXGA, 720P, SXGA, 720P, SXGA	DP, SXGA, 720P, SXGA, 720P, SXGA, 720P, SXGA	DP, SXGA, 720P, SXGA, 720P, SXGA, 720P, SXGA	2592*1944
स्वीटमजपवह (स्वीटमजपवह)	650Line	650Line	750Line	850 TV line	850 TV line	850 TV line	850 TV line	850 TV line	850 TV lines
पजम सुंस्वस	Auto/manual	Auto/manual	Auto/manual	Auto/manual	Auto/manual	Auto/manual	Auto/manual	Auto/manual	Auto/manual
स्वसवत कपनेजपमज	Yes	Yes	Yes	Yes	Yes	Yes	Yes	Yes	Yes
स्वपद्विस्वने कपनेजपमज	Yes	Yes	Yes	Yes	Yes	Yes	Yes	Yes	Yes
चंस्वने अम	no	Yes, 16 volatile images	Yes, 32 volatile images	Yes, 16 volatile images	Yes	Yes, >400 NON-volatile images	Yes, >400 NON-volatile images	No	No
स्वकमव तमववतकपवह	no	Yes	Yes	Yes	Yes	Yes SD card	Yes SD card	Yes	Yes
चंस्वने उजपवतवत	Yes	Yes	Yes	Yes	Yes	Yes	Yes	Yes	Yes
चंस्वने चपपज	Yes	Yes	Yes	Yes	Yes	Yes	Yes	Yes	Yes
चंस्वने तिमजम	Yes	Yes	Yes	Yes	Yes	Yes	Yes	Yes	Yes
स्वीटमजपमजस्वमहजपमज									
स्ववतअमतेपवद	Yes	Yes	Yes	Yes	Yes	Yes	Yes	No	No
स्व	no	Yes	no	Yes	Yes	Yes	Yes	No	No
स्ववत अस्वपस्वने									
स्व	x2	x2	x2	x2	x2	x2	x2	--	--
स्वस्व	x1	x1	x1	x1	x1	x1	x1	--	--
स्वस्व	--	--	--	--	--	--	--	--	--
स्वस्व	--	--	--	--	--	--	--	--	--
स्वस्व	--	--	--	--	--	--	--	--	--
स्वस्व	--	--	--	--	Optional	Optional	Optional	Optional	--
स्वस्व अस्वपस्वने									
स्वस्व	--	--	--	--	Optional	Optional	Optional	--	--
स्वस्व	--	--	--	--	--	--	--	--	--
स्व	x2	x2	x2	x2	x2	x2	x2	--	--
स्वस्व	x1	x1	x1	x1	x1	x1	x1	--	--
स्वस्व	x1	x1	x1	x1	x1	x1	x1	--	--
स्वस्व	--	--	--	--	--	--	--	--	--
स्वस्व	--	--	--	--	Optional	Optional	Optional	--	--
स्वस्व अस्वपस्वने									
स्वस्व	x1 USB camera	x1 USB camera	x1 USB camera	x1 USB camera	x1 USB camera	x1 USB camera	x1 USB camera	x1 USB camera	x1 USB camera
स्व कपपअमव दक	Windows System	Windows System	Windows System	Windows System	Windows System	Windows System	Windows System	Windows System	Windows System
स्वस्व	x1	x1	x1	x1	x1	x1	x1	--	--
स्वस्व अस्वपस्वने	Optional	Optional	Optional	Optional	Optional	Optional	Optional	--	--
स्वस्व अस्वपस्वने									
स्वस्व अस्वपस्वने	Yes	Yes	Yes	Yes	Yes	Yes	Yes	--	--
स्वस्व अस्वपस्वने	Arm light*2(LED)	Arm light*2(LED)	Arm light*2(LED)	Arm light*2(LED)	Arm light*2(LED)	Arm light*2(LED)	Arm light*2(LED)	Arm light*2(LED)	Arm light*2(LED)
स्वस्व अस्वपस्वने	A4 size lightbox(LED)	A4 size lightbox(LED)	A4 size lightbox(LED)	A4 size lightbox(LED)	A4 size lightbox(LED)	A4 size lightbox(LED)	A4 size lightbox(LED)	Arm light*2(LED)	Arm light*2(LED)
स्वस्व अस्वपस्वने	-15 -40	-15 -40	-15 -40	-15 -40	-15 -40	-15 -40	-15 -40	-15 -40	-15 -40
स्वस्व अस्वपस्वने	450*375*630mm(Open) 490*375*135mm(Close)	450*375*630mm(Open) 490*375*135mm(Close)	450*375*630mm(Open) 490*375*135mm(Close)	450*375*630mm(Open) 490*375*135mm(Close)	450*375*630mm(Open) 490*375*135mm(Close)	450*375*630mm(Open) 490*375*135mm(Close)	450*375*630mm(Open) 490*375*135mm(Close)	150*150*420mm(Open) 150*150*220mm(Close)	150*150*420mm(Open) 150*150*220mm(Close)
स्वस्व अस्वपस्वने	12V DC power adapter	12V DC power adapter	12V DC power adapter	12V DC power adapter	12V DC power adapter	12V DC power adapter	12V DC power adapter	5V USB	5V USB
स्वस्व अस्वपस्वने	N.W:3.5KG G.W:5KG	N.W:3.5KG G.W:5KG	N.W:3.5KG G.W:5KG	N.W:3.5KG G.W:5KG	N.W:3.5KG G.W:5KG	N.W:3.5KG G.W:5KG	N.W:3.5KG G.W:5KG	N.W:0.87KG G.W:2KG	N.W:3.5KG G.W:5KG



## ECO

PRODUCT SIZE : 720 X 700 X 1800MM  
PACKING SIZE : 780 X 750 X 140MM  
TEMPERED GLASS : 6MM  
BRACKET : 680MM ADJUST UP AND DOWN  
CAPACITY : 40KGS  
SUITABLE FOR TV : 25-55"



## EXECUTIVE

PRODUCT SIZE : 800 X 700 X 1900MM  
PACKING SIZE : 850 X 750 X 190MM  
1565 X 220 X 90MM  
TILT : -15\* + 15\*  
TEMPERED GLASS : 8MM  
BRACKET : 680MM  
CAPACITY : 50KGS  
SUITABLE FOR TV : 25-55"

## STANDARD

PRODUCT SIZE : 750 X 660 X 1765MM  
PACKING SIZE : 1200 X 350 X 130MM  
TEMPERED GLASS : 6MM  
BRACKET : 680MM ADJUST UP AND DOWN  
CAPACITY : 40KGS  
SUITABLE FOR TV : 25-55"



## INTERACTIVE BOARD STAND

UNIVERSAL INTERACTIVE WHITE BOARD  
CART WITH SHORT THROW PROJECTOR  
MOUNT.



## ELECTRIC TV CART



PRODUCT SIZE : 800 X 600 X 1540MM

PACKING SIZE : 860 X 660 X 100MM

1250 X 320 X 200MM

TEMPERED GLASS : 6MM

INPUT VOLTAGE : 100-240V , 50/60HZ

OUTPUT VOLTAGE : 29V 2.0A

CAPACITY : 40KGS

SUITABLE FOR TV : 25-55"

30\* LEFT AND RIGHT MOVEMENT , 420MM

UP AND DOWN MOVEMENT



VIDEOS



CATALOGUES

